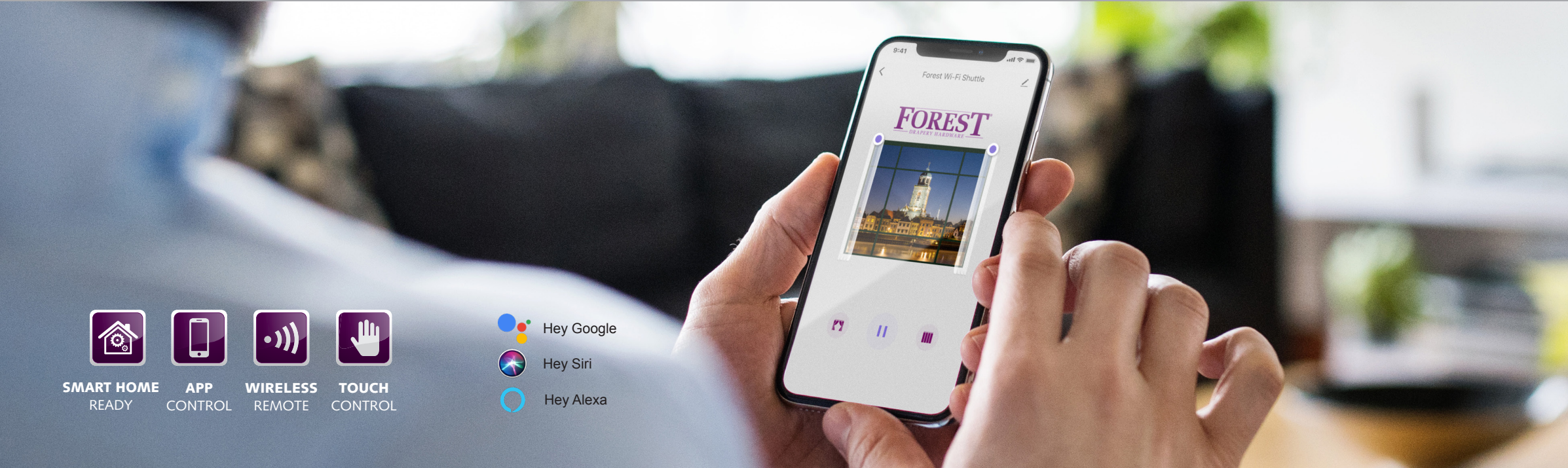






FOREST SHUTTLE® MOTORS COMPARISON






SMART HOME
READY



APP
CONTROL


WIRELESS
REMOTE


TOUCH
CONTROL

 Hey Google

 Hey Siri

 Hey Alexa

SHUTTLE® HD (M)



SHUTTLE® L



SHUTTLE® ECO (S)



SHUTTLE® iOn



SPECIFICATIONS

FEATURES

DIMENSIONS	2.76" x 1.97" x 9.5"	2.76" x 1.97" x 11"	2.76" x 1.97" x 7.5"	2" x 3" x 12.25"
MAXIMUM WEIGHT	160 lbs per motor 120 lbs per motor - curved track	100 lbs per motor 90 lbs per motor - curved track	100 lbs per motor 90 lbs per motor - curved track	55 lbs per motor 40 lbs per motor - curved track
TRAVEL SPEED	5.5" per second standard 7" per second maximum	5.5" per second standard 7" per second maximum	5.5" per second standard 7" per second maximum	5.5" per second standard
RECEIVER	Internal	Internal	Internal	Internal
AMPERAGE	.6 amps / 65 watts 110 volt plug-n-play	.8 amps / 40 watts 110 volt plug-n-play	.35 amps / 40 watts 110 volt plug-n-play	Lithium Ion Battery + charger (3-4 months between charges)
TORQUE	1.5 Nm	1.0 Nm	1.0 Nm	1.0 Nm
NOISE LEVEL	< 40 dB(A)	< 40 dB(A)	< 40 dB(A)	<40 dB(A)
COLOR OPTIONS	White / Black	White	White	White
TOUCH CONTROL TECHNOLOGY	✓	✓	✓	✓
INTEGRATED EMERGENCY CONTROL	✓	✓	✓	✓
RF COMMUNICATION STANDARD	✓	✓	✓	✓
Z-WAVE COMMUNICATION	-	✓	-	-
AUTOMATION SYSTEM COMPATIBLE	✓ using RS485 & dry contacts	✓ using RS485 & dry contacts	✓ using RS485 & dry contacts	✓ using RS485 & dry contacts
WI-FI COMPATIBLE	✓	✓	✓	-
WORKS WITH DS-XL LED DIMMER	✓	✓	✓	-
WORKS WITH WIRELESS CONNECTOR	✓	✓	✓	✓
CAN BE USED WITH CURVED TRACK	✓	✓	✓	✓
PLUG & PLAY	✓	✓	✓	✓
WARRANTY	10 Years	10 Years	10 Years	10 Years on motor 2 years on battery pack

CONTROL OPTIONS

Our wide range of control options make finding a fit for your home easy; controlling the drapes by hand, remote or even by home automation system. Controlling the motorized system with your smart phone or tablet, you can create and schedule customized room scenes that allow your drapes to operate on their own throughout the day no matter where you are.




FOREST DIAMOND SENSE REMOTE
15-channel remote controls up to 15 motors individually and together, with a timer or manually. Range up to 98 feet. Wall mounted holder included.



FOREST WI-FI DONGLE
With the Forest Wi-Fi Dongle, you can control your motorized system with your smart phone or tablet using the Forest Connect app, or by voice command when integrated with Google Home, Amazon Echo and Siri.



FOREST WIRELESS CONNECTOR
With the Wireless Connector make your new or existing Shuttle motorized drapery system "smart". Add a smart plug and use with Apple HomeKit, Google Assistant, or Amazon Alexa. Also, easily incorporate with building management systems, including dry contact controls.



BUILDING AUTOMATION / HOTEL ROOM CONTROLS
Forest Shuttles M, L & S can be connected to any building automation system, by relay control.